

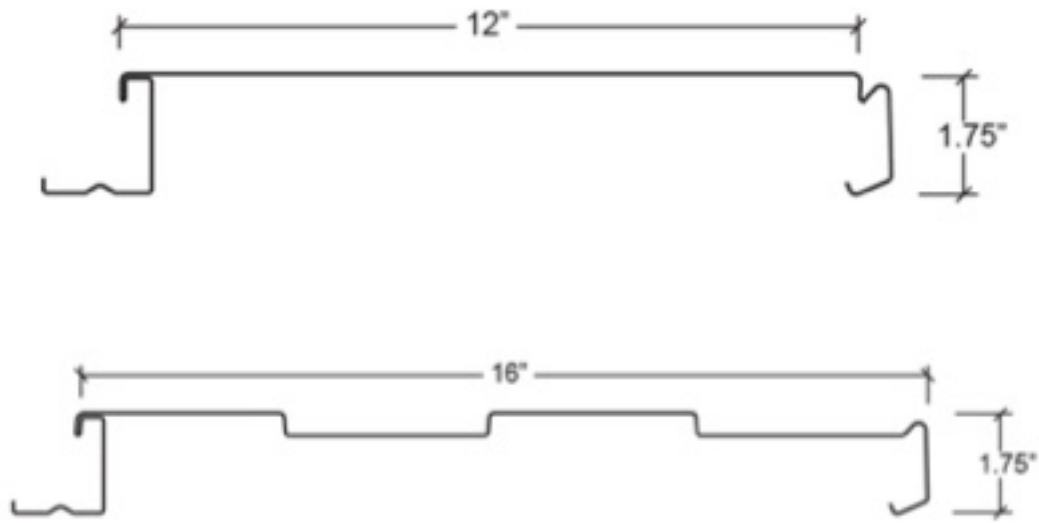


**Designer Series - Flat or Fluted**





Description: Attractive, flexible and functional wall or fascia panel

Flat – Designed smooth and flat

Fluted - Continuous rib design with hidden sidelap

Ribs: 4" wide and 3/8" deep providing interesting shadow lines

Fastener: Concealed fastened system

Width: 12" (Flat Panel) 16" (Fluted Panel)

Gauge: 24 (standard)

Finishes: Smooth (standard)

Both: 1 3/4" deep leg, perfect for rigid board insulation